

## Dimensions

Electrical Ratings	switch : 25mA @ 24VDC carry : 100mA @ 24VDC	Dielectric Strength	500Vrms min
Electrical Life	2,000 cycles typical	Insulation Resistance	>100MΩ min
Contact Resistance	<25mΩ initial	Operating Temperature	-40°C to 85°C
Actuation Force	800gF maximum	Storage Temperature	-40°C to 85°C
Actuator Travel	2.0mm		

## Materials

Cap	PBT, UL94V-0, white
Cover	PBT, UL94V-0, red
Housing	PBT, UL94V-0, black
Contacts	Phosphor Bronze, Gold over Nickel Plated
Terminals	Phosphor Bronze, Gold over Nickel Plated

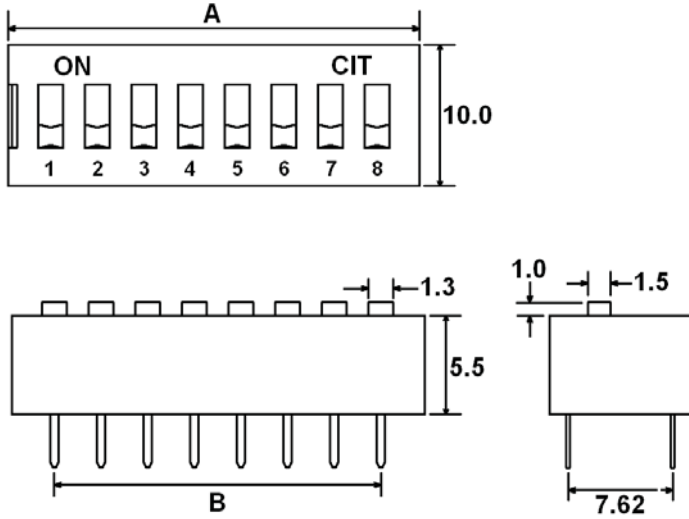
## Ordering Information

1. Series	KG	02	E
KG			
2. Number of Positions			
01 = 1 position			
02 = 2 positions			
03 = 3 positions			
04 = 4 positions			
05 = 5 positions			
06 = 6 positions			
07 = 7 positions			
08 = 8 positions			
09 = 9 positions			
10 = 10 positions			
12 = 12 positions			
3. Actuator Height			
E = Extended			
R = Recessed			
4. Tape Seal			
Blank = No Tape Seal			
T = Tape Seal			

Specifications and availability subject to change without notice.

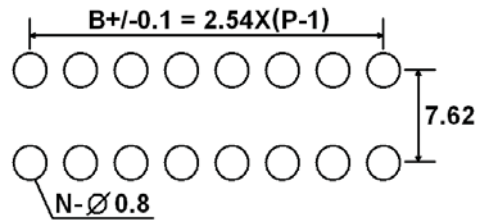
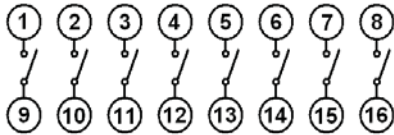
Dimensions shown in mm. Dimensions are shown for reference purposes only.

## Dimensions

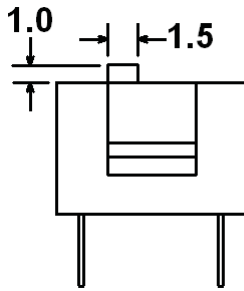


Number of Positions	"A" mm	"B" mm
01	3.48	n/a
02	6.08	2.54
03	8.62	5.08
04	11.16	7.62
05	13.70	10.16
06	16.24	12.70
07	18.78	15.24
08	21.32	17.78
09	23.86	20.32
10	26.40	22.86
12	31.48	27.94

## Schematic & PC Layout

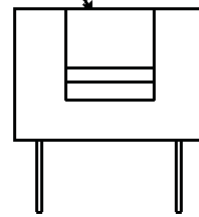


## Actuator Options



E Actuator

### Flush Actuator



R Actuator

## Packaging Specifications

- All switches packaged in OFF position
- Tube packaging standard

Dimensions shown in mm. Dimensions are shown for reference purposes only.

Specifications and availability subject to change without notice.